



上海沃行信息技术有限公司

## 新版反恐舱单调整说明

Ping

2022-06-29

<b>项目名称:</b>	新版反恐舱单调整说明		
<b>审核方法:</b>	内部复审	<b>版本号:</b>	V1.0
<b>起草人:</b>	蒋荷萍	<b>起草日期:</b>	2022-06-29
<b>审核人:</b>	产品部	<b>审核日期:</b>	

#### 版本信息

版本	描述	更新日期	编写人	核准人
V1.0	首次整理	2022-06-29	蒋荷萍	
V2.0	部分调整			
V3.0	部分调整			

## 目录

1. 配置要求.....	4
2. 界面调整.....	5
3. 报文发送.....	9
4. 查看回执.....	10

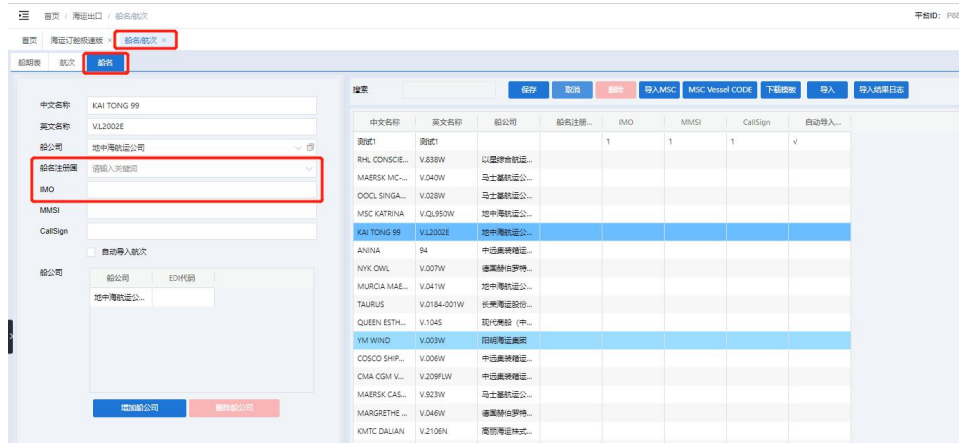
# 1. 配置要求

\*保留现有配置，均已维护

## 1、 代码映射

需要将包装、港口、箱型的代码在基础资料维护好，若未维护系统进行对应的提示

## 2、 在【船名/航次】模块维护船名注册国、IMO



## 3、 在合作伙伴，维护船司和海外代理的SCAC CODE



## 2. 界面调整

- 1、 反恐舱单拆分4个TAB : AMS、 ISF、 ACI、 eManifest
- 2、 AMS,ISF,ACI,eManifest界面显示为英文， 鼠标移动至具体字段， 增加中文标签显示。
- 3、 AMS,ISF,ACI,eManifest都保留【others】（【其他信息】）模块， 【Import only】（【导入不发送】）勾选框， 【Query Status】（【查询状态】）和【Receipt】（查看回执））按钮

## AMS 页签

The screenshot shows a web application interface for the AMS (Anti-Terrorism Ship Manifest) form. The top navigation bar includes tabs for 'AMS', 'ISF', 'ACI', and 'eManifest'. The 'AMS' tab is selected, and the 'Import only' checkbox is checked. The main form is divided into four sections:

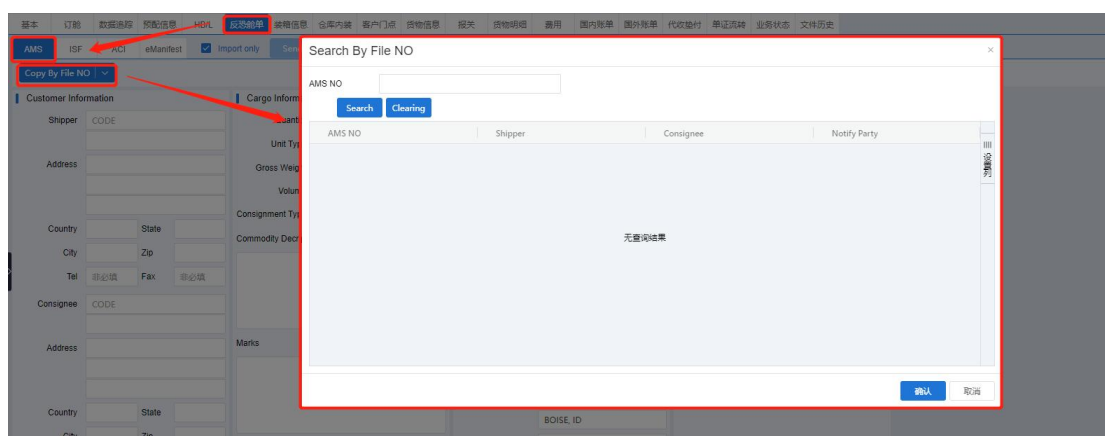
- Customer Information:** Fields for Shipper (CODE), Address, Country, State, City, Zip, Tel, Fax, Consignee (CODE), Address, Country, State, City, Zip, Tel, Fax, Notify Party (CODE), Address, and Country, State.
- Cargo Information:** Fields for Quantity (10), Unit Type (选择), Gross Weight (KGS), Volume (CBM), Consignment Type (FCL), and Commodity Description.
- Shipping Information:** Fields for AMS NO (PLSEE), MBL NO, Vessel (选择), Voyage (选择), IMO, ETD (2022-06-17), ETA, Country of Origin (AU), Place of Receipt (选择), Place of Loading ([AU]PO[DEVONPORT]), Place of Discharge ([US]BO[BOISE, ID]), Place of Delivery ([US]BO[BOISE, ID]), Last Foreign Port ([AU]PO[DEVONPORT]), and First Port of Call (选择).
- Others:** Fields for AMS NO (PLSEBC), Send St., Receipt, Carrier SCAC, Nvoco SCAC, Sender Account, and Declare Type (Import, Foreign cargo remaining on-board). A 'Synchronise 回执' button is visible.

主要调整内容:

1. 反恐地址格式化弹窗内功能调整到反恐舱单界面。
2. 【NVOCC SCAC】字段, 增加下拉框, 下拉内容取值权限管理模块的分公司下所维护的【NVOCC SCAC】, 编辑状态下, 支持手动修改。
3. 增加【Template Download】按钮, 可下载excel模板。
4. 增加【Import Template】按钮, 支持通过excel模板导入AMS、ACI
5. 【代码检索】下拉框内容更改为【Copy Last Time】, 【Copy By File NO】:

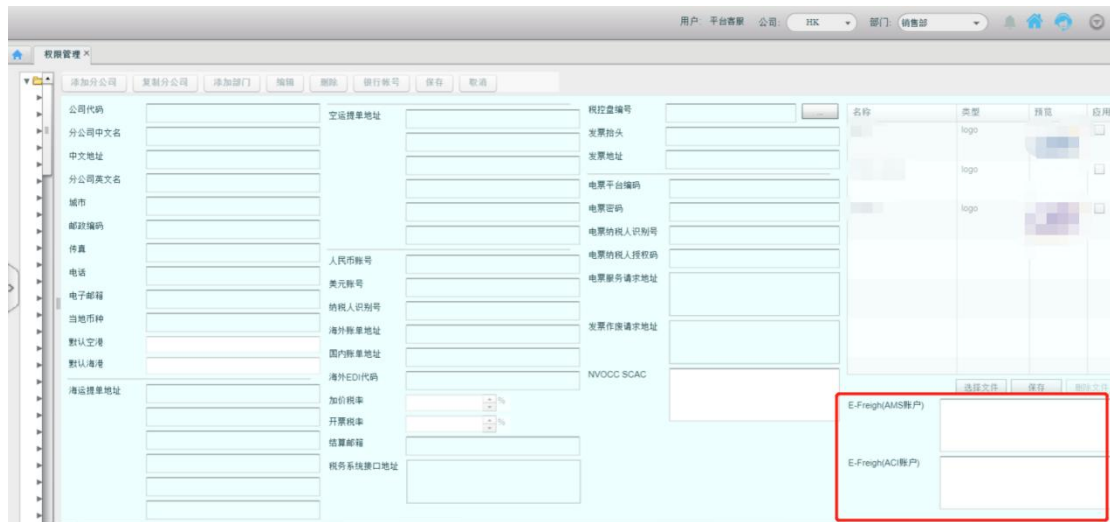
(1) 【Copy the last time】: 取值上一票的【Customer Information】里内容

(2) 【Copy By File NO】: 点击【Copy By File NO】后, 跳出【Search By File NO】弹框, 弹框内容如下,  
“shipper”, “consignee”, “Notify Party”取值反恐舱单页签里【Customer Information】模块的相应字段第二行数据

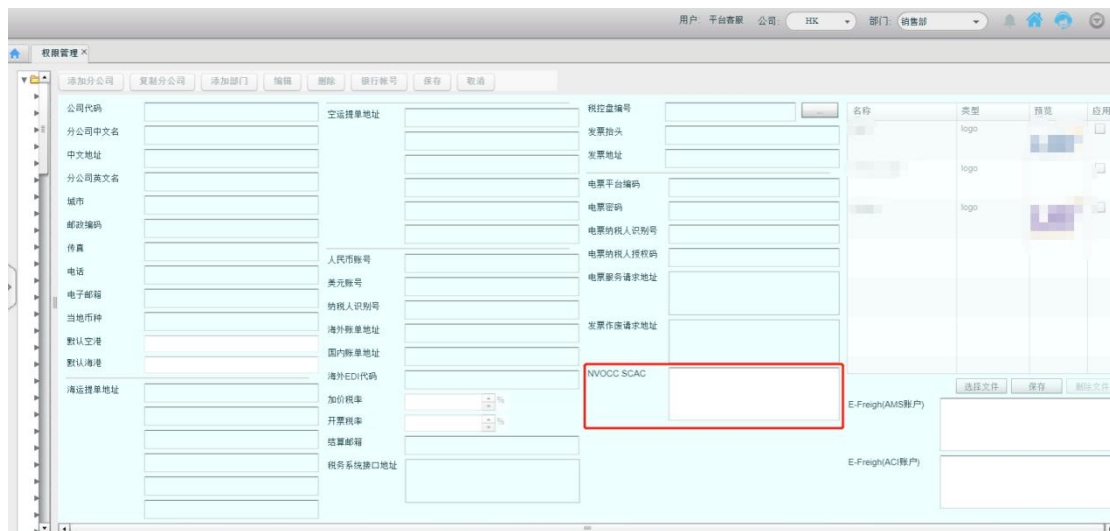


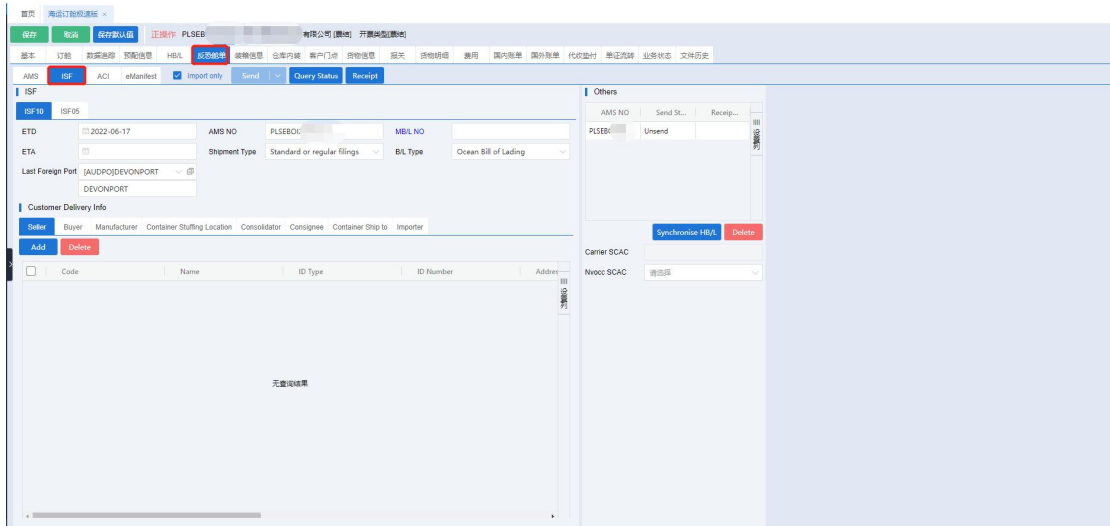
6. 【Synchronise HB/L】: 点击【Synchronise HB/L】后, 将“HB/L”或“HB/L 拆单”页签的内容同步到反恐舱单页签内

7. 【Sender Account】，取值权限管理模块，该分公司维护E-Freigh  
字段信息，只维护一个的情况下，则在发送时可以自动匹配申报账户；  
维护多个情况下，可进行下拉选择申报账户

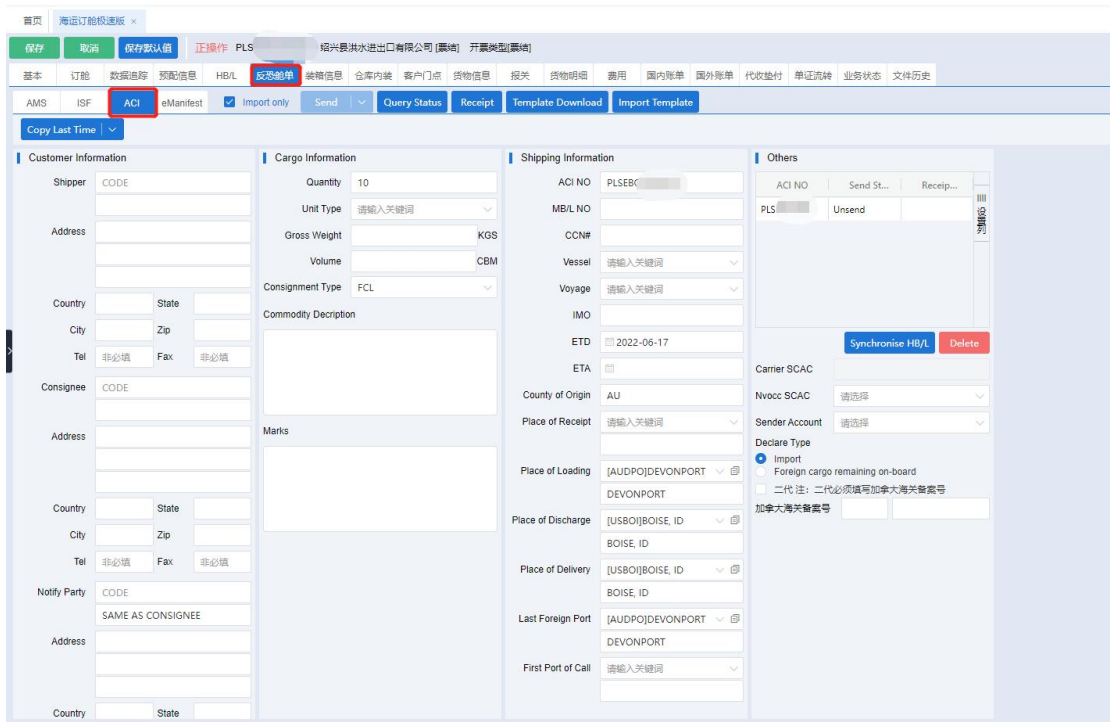


8. 【NVOCC SCAC】，取值权限管理模块，该分公司维护的【NVOCC  
SCAC】多行文本框，允许填写多个，以“，”“隔开。第一个为默认选项。





## ACI 页签





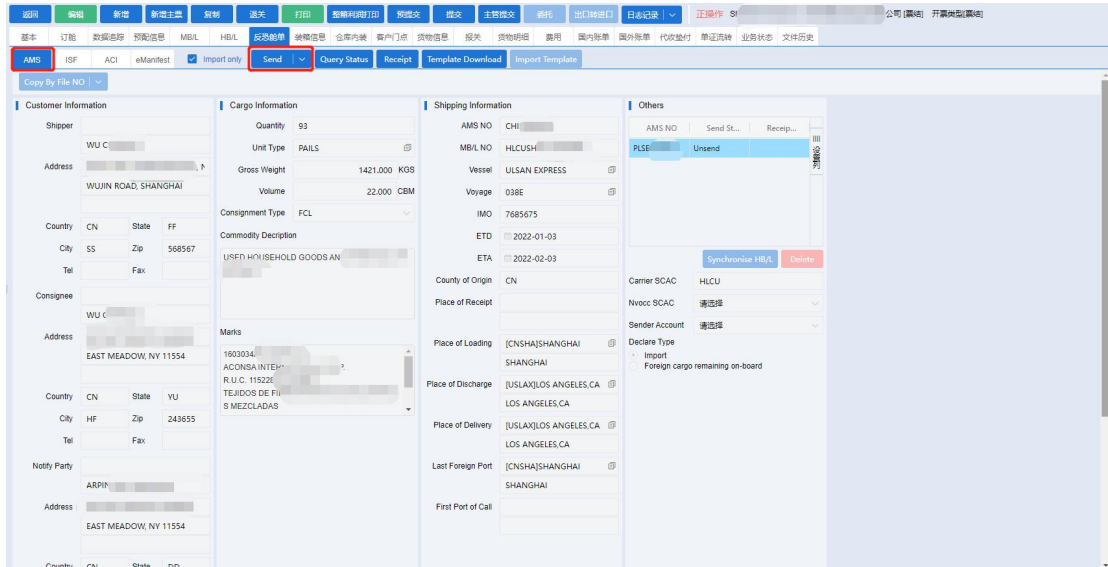
## eManifest页签

The screenshot shows the eManifest web application interface. The 'eManifest' tab is highlighted in red. The 'Import only' checkbox is checked. The interface is divided into four main sections: Customer Information, Cargo Information, Shipping Information, and Others. The Shipping Information section contains various fields for manifest details, including eManifest NO, MBL NO, CCNF, Vessel, Voyage, IMO, ETD, ETA, County of Origin, Place of Receipt, Place of Loading, Place of Discharge, Place of Delivery, Last Foreign Port, and First Port of Call. The Others section includes fields for Carrier SCAC, Nvocc SCAC, and Declare Type (Import, In-Bond, In-Transit, Foreign cargo remaining on-board).

### 3. 报文发送

在AMS页面，【Import only】（【导入不发送】）勾选框，默认勾选状态。

选中要发送的单号，点击发送按钮，将AMS报文发送至对应网站。



#### 4. 查看回执

系统自动接收回执，并将回执状态代码解析到系统里，点击查看回执按钮，可以查询当前报文的状态

